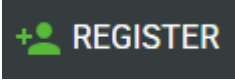
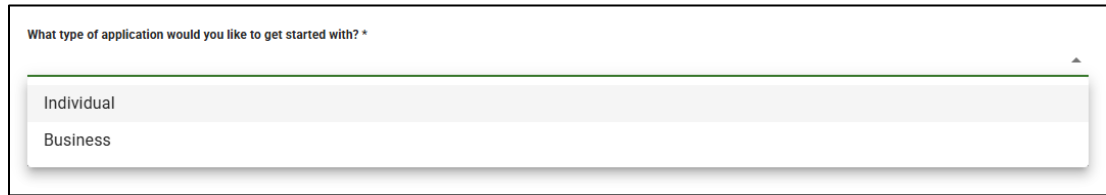


# Alabama Medical Cannabis Commission Applications & Licensing Portal Instructions (Individual Users)

## Creating an Account

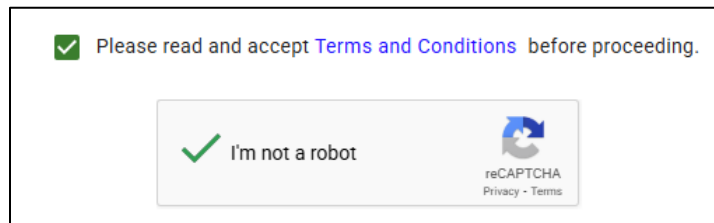
1. Access the AMCC Portal at <https://al-amcc-public.nls.egov.com/login>.
2. Click the  button in the upper right-hand corner of the login page.
3. Complete all required fields.
  - ✓ Physicians, patients, and caregivers must create an “**Individual**” account.




What type of application would you like to get started with? \*


- Individual
- Business

4. After entering all required information, you must (1) confirm that you have read and accept the Terms and Conditions; and (2) pass the reCAPTCHA test to confirm that you are not a robot.



☒ Please read and accept [Terms and Conditions](#) before proceeding.

☒ I'm not a robot  reCAPTCHA  
Privacy - Terms

5. Click .
6. A verification email will be sent to the email address provided in the registration information. You must open the email and verify your registration.
  - ✓ If you do not receive a verification email, you can return to the new user registration page (Step 2 above) and request that the email be resent.



[↻ If you didn't receive your verification email, please click here.](#)

- ✓ If you continue not to receive the email, please check your spam and junk folders.
7. After completing the verification email, you can login to the AMCC Portal using your registered email and password and create an application. Instructions for creating an application by user type (Physician, Patient, Caregiver) are available on the AMCC website at <https://amcc.alabama.gov/patients/>.